



Thinking skills for creativity

4



1	Favourite hobbies	Survey	6
2	The four seasons	Narrative	10
3	I am growing	Narrative	14
Land of Creativity — Sensitivity			18



4	An email to a friend	Email	22
5	School events	Narrative	26
6	A one-day tour	Diary	30
Land of Creativity — Fluency			34



7	Buying gifts	Narrative	38
8	Party time	Invitation letter	42
9	Food I like	Narrative	46
Land of Creativity — Flexibility			50



10 Great festivals ✦ Letter ✦ 54

11 Joining a club ✦ Application form ✦ 58

12 I can write a story ✦ Story ✦ 62

Land of Creativity — Originality 66



13 Our favourite TV programmes ✦ Survey report ✦ 70

14 My school ✦ Description ✦ 74

15 Amazing animals ✦ Information report ✦ 78

Land of Creativity — Elaboration 82

From think
to ink

Process I Good to Read 86

Process II Common Mistakes 88

Process III Step-by-step Writing 90

Process IV Creative Writing 96



Writing groundwork

The leader of the School Fun Club does a survey to find out what the members like doing in their spare time.

Hobbies of School Fun Club Members



There are thirty pupils in the School Fun Club. Six pupils like keeping pets. Seven pupils like listening to music. Four pupils like playing football. Three pupils like collecting stamps. Six pupils like reading storybooks. Four pupils like drawing.

Language focus

There are ... pupils in the ... (indicating the number of students in a certain area)

... pupils like '-ing' (indicating the hobbies of a certain number of students)



A Look at the pictures and fill in the blanks using the '-ing' form of the words. Some words may be used more than once.

do draw keep play read ride skate watch

e.g.



_____ doing _____ ballet

1.




_____ the guitar

2.



_____ the violin

3.



_____ cartoons

4.



_____ storybooks

5.



_____ pets

6.



_____ a bike

7.



_____ basketball

8.



9.





Writing path

Sample

B Look at the pictures and complete the sentences.

1. They like _____ to music.



2. _____ Ted likes _____ stamps.



3. Jessica likes _____.



4. _____ Sam _____.



5. Ivan and Peter _____.



C Answer the questions.

1. What does Simon like doing?

He likes _____.



2. What does Iris like doing?


She _____.



3. What do Jack and his brother like doing?




4. What do you like doing? Draw a picture in the box.



Developing sensitivity

Pay attention to what people use when they do different activities.

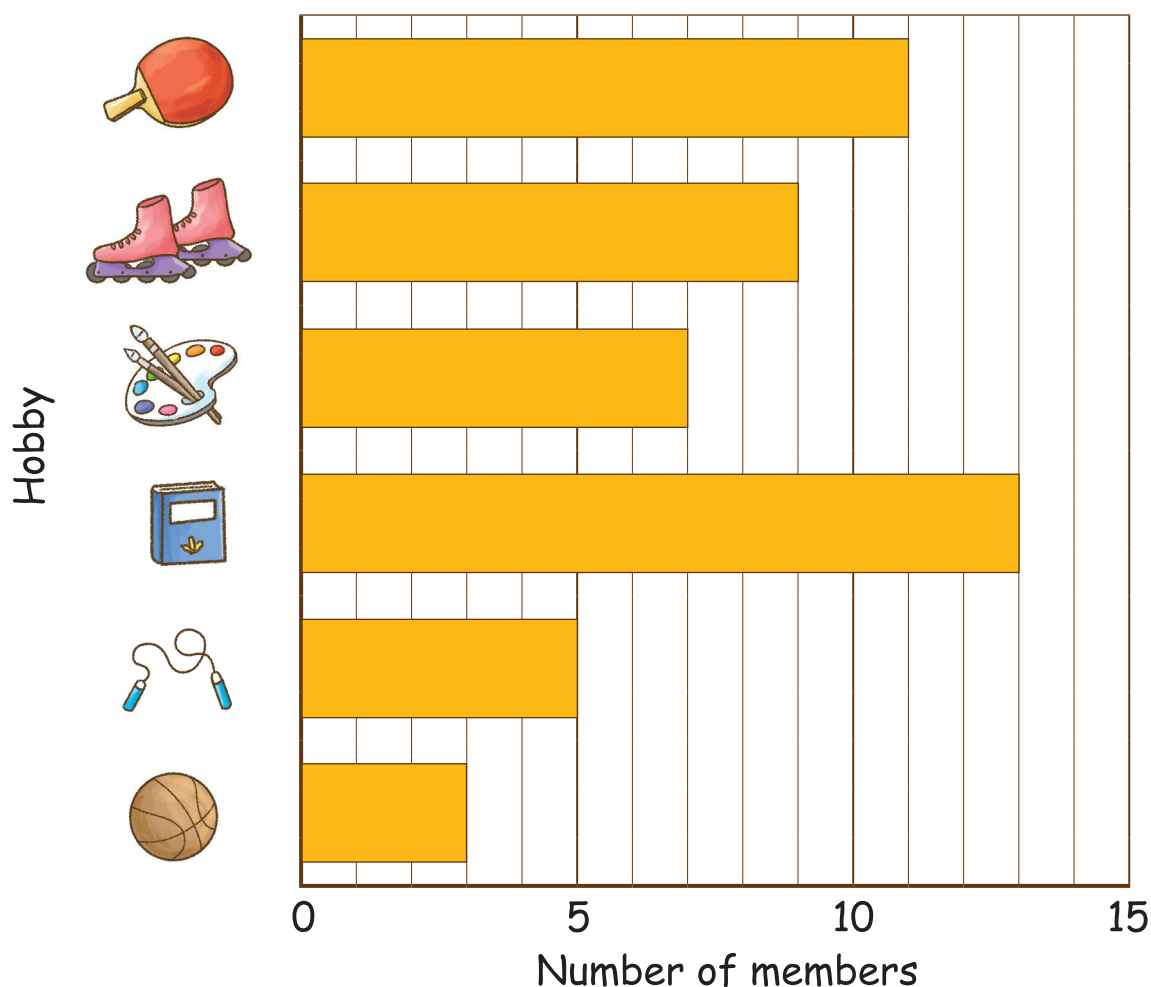


Writing goal



Tina is an organiser of the school's Smart Camp. She does a survey to find out the members' favourite hobbies. Look at the chart and help her complete the survey.

What is your favourite hobby?



There are _____ members in the school's Smart Camp.

Eleven members like _____



Developing sensitivity

What do your classmates like doing in their spare time? What do they usually take with them? Try to guess their hobbies.



Hello! I am Flora the creative fairy. Are you a creative child? Let's develop creativity by solving different kinds of problems together.



CHECKPOINT

1

People are having fun at the beach. Look at the picture carefully and complete the sentences.



1. _____ people are playing volleyball.
2. _____ children are building _____.
3. _____ people are _____ in the sea.
4. _____ boy is flying a _____.
5. A girl is looking at _____.
6. A woman is walking a _____.

Can you write one more sentence to describe the picture?

7. _____



Train your **sensitivity** by looking at details. Can you find out what the people are doing and the correct number of people and things?

Here is a good example of creative writing that shows much creativity and excellence in language.

What did you do
on the picnic?

Where did you go
on the picnic?

Topic You went on a picnic with your family. Suddenly, you saw a rabbit crying under a tree. What happened in the end? **Finish the story and give it a title.**

Why was the rabbit
crying?

Write about the senses: what you see,
hear, smell, feel ...

Creative Skill



Sensitivity

The story describes the change of feelings of the main characters.

In the beginning: We were worried about the little rabbit. It could not find its way back home.

In the end: We were happy. The rabbit returned home safely.



Elaboration

The story describes details about the food, park and appearance of the rabbit. The writer also wrote about the activities they did in the park.



Flexibility

Using footprints to find the way to the rabbit's home is a clever idea. The writer also explains why the rabbit was crying.



Read the sentences. Look at the underlined mistakes and write the correct answers in the blanks.

Grammar	1. The art room is <u>in</u> the ground floor.	
	★ 'In' is used to talk about something that is inside a space.	
	2. What do your classmates do <u>at</u> their spare time?	
	★ 'At' is used to talk about the precise time.	
	3. Summer <u>are</u> hot and sunny.	
	★ Summer is a singular noun.	
	4. He likes keeping <u>pet</u> .	
	★ Check carefully if a noun is countable or uncountable.	
	5. It is raining outside. Don't forget to bring <u>you</u> umbrella.	
	★ Use possessive adjectives (e.g. my, his) before the noun.	
Vocabulary	6. Sally <u>is</u> nine years old last year.	
	★ Use the correct form of the word.	
	7. My birthday is on the third <u>in</u> May.	
	★ Do not use 'in' for months when the date is also mentioned.	
	8. Many classmates like <u>play</u> football.	
	★ Use the correct form of the word.	
	9. Ten <u>student</u> like to play computer games.	
	★ Check carefully if a noun is countable or uncountable.	
	10. <u>Their</u> are three apples in the basket.	
	★ 'There' refers to a place while 'their' is a possessive pronoun.	



Read and learn from the joke about making mistakes.

Jason's brother: Have you finished your homework yet?

Jason: No, I haven't. I'm still playing my video games.

Jason's brother: Your lazy pig!

Jason: Your sentence is wrong. You should say 'you're', not 'your'.

Jason's brother: Sorry, but now I have a lazy pig, and that's you!

Note 'You're' is the short form of 'you are'. 'Your' is used to show that something belongs to you. They are different.

Step-by-step Writing

Sample

Learn to write

Step 1

You are writing an article in class. The topic is 'My Favourite Teacher'.

The text type

Topic



Step 2

Read the questions and the sample writing on p.91 carefully. Can you answer them one by one? Fill in the blanks.

Answer Question 1

1 _____ is my favourite teacher.



Answer Question 2

2 She _____.

Answer Question 3

3 She teaches us _____.

Answer Question 4

4 She likes _____.



Answer Question 5

5 I like her because _____.

Learn to write creatively



Creative writing can be about your personal experience or your imagination. Build your own world in your writing and turn imagination into amusing words!

Refine your writing



Use more **descriptive words** like adjectives and adverbs to make the writing more interesting.

e.g. Tina and Sarah had tea together.

Tina and Sarah had **fresh lemon tea** together **with delicious strawberry cakes**. They really had a good time.



Include **actions** to make the characters come to life.

e.g. Liz wondered what happened inside the room, but she was scared to go inside.

Liz wondered what happened inside the room but she was scared to go inside. **She walked in shakily but stepped back immediately.**

To enrich your content, let's...

- brainstorm ideas before you write
- plan your writing with a mind map



You had a special chance to take part in a TV drama. Write about that.

It is a **special experience** to take part in a film or TV drama.

The experience **excites** you.



Talk about things that excite you.

Objects: toys, pianos, cameras

Roles: superstars, actors/actresses, audience, cheerleaders

Others: the World Cup, concerts, TV dramas, films

Brainstorm things related to the topic!

You can choose something to write about here!

家長天書

Creative Keys to Writing

寫出創造力

Vol. 3



- ✧ 提供每課寫作範文
- ✧ 精選文章欣賞及分析範例
- ✧ 特設五大創意認知力鍛鍊
- ✧ 列舉英文寫作常犯錯誤
- ✧ 附有腦圖講解



目錄 Vol. 3

Sample

如何培養有創意的孩子	1
創意五力	2
敏覺力 Sensitivity	2
流暢力 Fluency	3
變通力 Flexibility	4
獨創力 Originality	5
精密力 Elaboration	6
腦圖教學	7
文章欣賞及分析範例	8
參考答案	10
英文寫作常犯錯誤	18

《家長天書》的使命



眾課堂 PopLearn 的補充練習設計，以編排簡潔清晰、題量充足見稱，旨在讓學生能在家中有效自學、強化能力，從而提升在學校的學習表現。此外，如果家長能作適當的指導，學生在家自學的成效會更為顯著，成績有所提升。

因此我們特設《家長天書》，希望「天書」能做到下列任務：

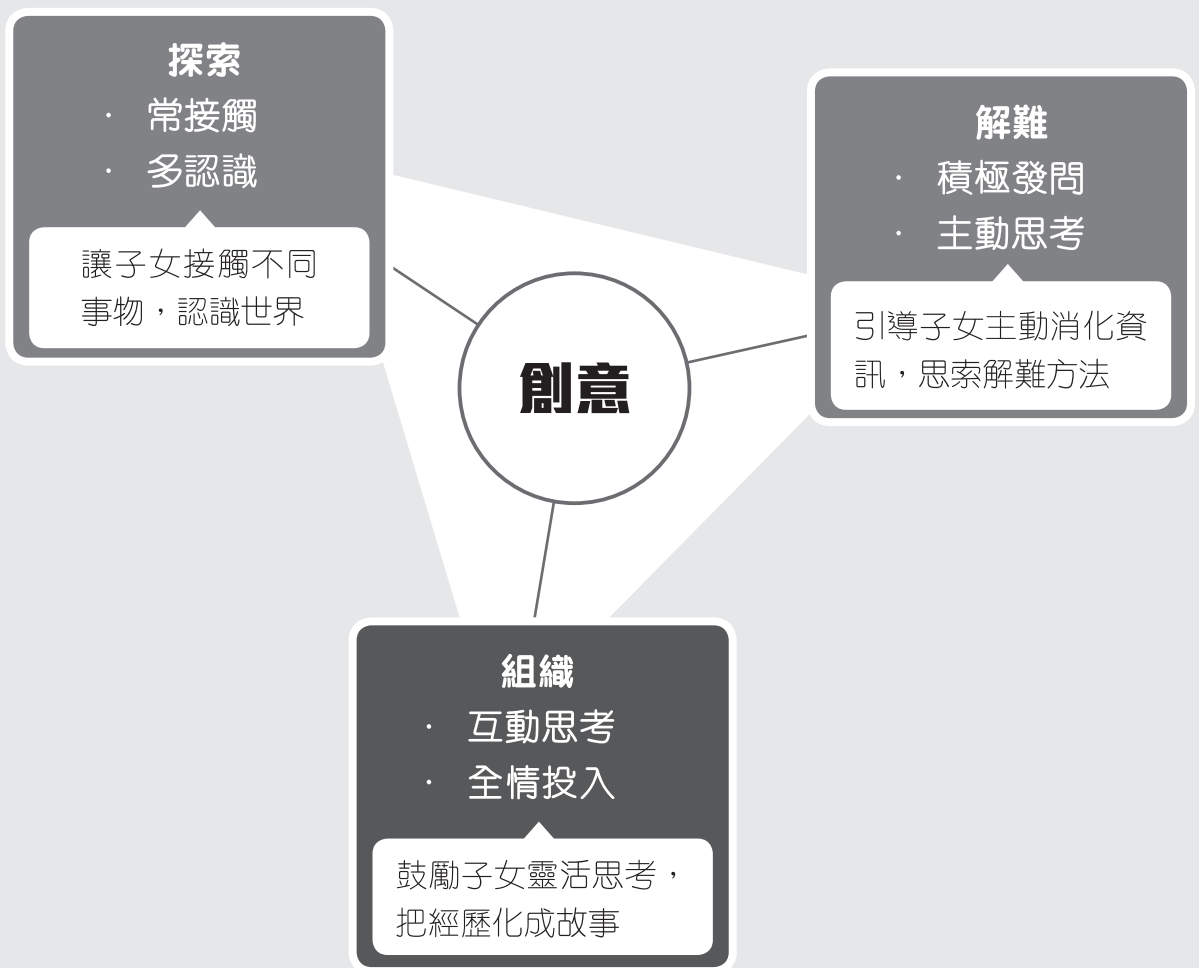
- 1 為家長提供相關的指導資料、方法，以及學習要點等。
- 2 答案附詳解，以便家長指導學生時能更得心應手，方便實用。
- 3 家長輕鬆指導，學生有效學習，能力及成績同步快速提升！



如何培養有創意的孩子



社會瞬息萬變，創意不可或缺。父母要時刻反思傳統學習模式的不足，助子女保持好奇心、發揮想像力。



父母以身作則、與時並進，並且鼓勵子女對世事觀察入微、舉一反三，定能幫助子女發揮創意，寫作時意念泉湧、行雲流水。