



Thinking skills for creativity

4



1	Wishes	Narrative	6
2	Wonderful tours	Brochure	10
3	Visiting museums	Report	14
Land of Creativity — Sensitivity			18



4	You can make it	Formal letter	22
5	Volunteers	Narrative	26
6	Suggestions and complaints	Formal letter	30
Land of Creativity — Fluency			34



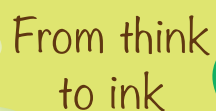
7	Fantastic films	Film review	38
8	Amazing animals	Information report	42
9	Love your pets	Interview	46
Land of Creativity — Flexibility			50



10	My favourite book	✦ Diary ✦	54
11	An interesting festival	✦ Narrative ✦	58
12	Funny stories	✦ Narrative ✦	62
Land of Creativity — Originality			66



13	Inventions	✦ Exposition ✦	70
14	Great minds	✦ Biography ✦	74
15	School days	✦ Personal letter ✦	78
Land of Creativity — Elaboration			82



Process I	Good to Read	86
Process II	Common Mistakes	88
Process III	Step-by-step Writing	90
Process IV	Creative Writing	96



Wishes




Date _____

Sample



Writing groundwork

What does Adam want to be when he grows up? What will he do to make his dream come true?



My Dream

I want to be a journalist when I grow up. I wish to travel all over the world and take part in important events. I also like to tell people about special things going on every day. I think it is exciting to be a journalist.

I have to learn a lot before becoming a journalist. I will write articles for the school newsletter. I will also learn photography in my spare time. I hope someday my dream will come true.





Language focus

- We use 'want to', 'wish to' and 'hope to' to express wishes that will be realised, for example:
e.g. I want to be a journalist when I grow up.
I wish to travel all over the world.
- 'Will' is used to describe things that are going to happen, as well as to express wishes.



A Match the children's wishes with the pictures. Write the letters in the boxes.



1.

I love animals. I always go to the zoo at the weekend. I want to be a vet when I grow up.

☐

2.

I am good at drawing. I like cartoons. I wish to be a painter and paint something interesting for children.

☐

3.

I like ballet. I have dancing classes every week. I want to be a famous dancer.

☐

4.

I like playing basketball. I need a lot of practice before becoming a good basketball player.

☐


5.

It's not easy to be an actress, but I will try my best to realise my dream. I hope that I will be able to act in great shows.

☐



B Carol has five wishes. The following is her wish card, but some words are missing. Look at the pictures and help her complete her card.



My Five Wishes

1. I wish to _____ Peter on the coming Sports Day.
2. I would like to _____ on my birthday this year.
3. I wish my grandpa would stay healthy by _____ tai chi.
4. I hope I will get good _____ in the final exam.
5. I dream of becoming a _____. I hope that someday my designs will be very popular.



Developing sensitivity

We can increase our sensitivity by paying attention to the people around us. Try to be in their shoes and understand their situations. You can try to guess people's wishes by observing their actions and listening to the words they say.



Write about your dream. Your article should contain the following information.

- What do you want to be when you grow up?
- What do you think of your dream?
- What will you do to make your dream come true?

My Dream

You may use these sentence patterns:

- ◆ I want to be a/an ... because ...
- ◆ I think it is exciting/hard/easy/interesting ... to be a/an ...
- ◆ I have to ... before becoming a/an ...
- ◆ I will ...



Developing sensitivity

Being able to see through the surface is another way to train your sensitivity. Think about what it takes to make your dream come true.



Hello! I am Flora the creative fairy. Are you a creative child?
You now know a lot about writing. I need your help!



CHECKPOINT

1

Look at the people in the pictures carefully and write down how they feel.




Be **sensitive** to people's facial expressions. The changes in people's facial expressions can show the changes in their feelings.




1. There is an exam today, but Jack got up late. Look at him. He looks _____ for missing the school bus. He will be late for the exam.



2. Brian was the fastest in the running race on Sports Day. Look at the big smile on his face. He must be _____ now.



3. Annie isn't interested in Maths at all. She always sleeps during her Maths class. She feels so _____.



4. Mrs Chow's children moved out. Mrs Chow lives alone now. She doesn't know what to do. She feels so _____.



5. When Mum got home, she found Dad and I had prepared a birthday party for her. She felt so _____. She didn't remember it was her birthday today.

Here is a good example of creative writing that shows much creativity and excellence in language.

What was the treasure?

Where did they go?

Topic

Peter and Tom were pirates. They went on a journey to find a mysterious treasure. **Write a creative story about this adventure and give your story an interesting title.**

What happened during their adventure?

Write about the senses: what they see, hear, smell, feel ...



Creative Skill



Sensitivity

The story describes the transition of the emotions of the two pirates.
In the middle of the story: Peter was scared when he was in the dark cave.
In the end: The pirates were delighted to have the ancient compass as a reward.



Elaboration

The story gives details about their journey to find the treasure and the solution to the flashlight without batteries.



Flexibility

When Peter's flashlight was not working, Tom started a fire with wooden sticks so they could search for the treasure chest in the dark cave. Tom was smart and was able to solve problems quickly.



Read the sentences. Look at the underlined mistakes and write the correct answers in the blanks.

Grammar	1. I want to be a doctor when I <u>grown</u> up.	<input type="text"/>
	★ The past participle form 'grown' cannot be used alone.	<input type="text"/>
	2. I dream of <u>become</u> a famous actress.	<input type="text"/>
	★ Use a gerund after the preposition 'of'.	<input type="text"/>
	3. Miss Lee <u>was</u> been a good teacher.	<input type="text"/>
Vocabulary	★ 'been' is the past participle form of 'be' while 'was' is the past form.	<input type="text"/>
	4. Liza has <u>became</u> a successful singer.	<input type="text"/>
	★ 'became' is the past form of 'become', not the past participle form.	<input type="text"/>
	5. Finally, Mr Wong has made a <u>decide</u> .	<input type="text"/>
	★ Use a noun after the article 'a'.	<input type="text"/>
	6. I can't see the words clearly <u>useless</u> I wear my glasses.	<input type="text"/>
	★ A conjunction should be used here.	<input type="text"/>
	7. <u>Althought</u> Sally is sick, she still goes to work.	<input type="text"/>
	★ Pay attention to the spelling.	<input type="text"/>
	8. I was <u>moving</u> by his selfless behaviour.	<input type="text"/>
	★ An adjective should be used.	<input type="text"/>



Read and learn from this joke about making mistakes.

Mandy: Sally! My trousers are lost!

Sally: Oh! Don't come out of the room! I will find you a new pair of trousers.

Mandy: Hey! You don't have to.

Sally: Why do you still have your trousers on? You should say 'loose' but not 'lost'.

Mandy: Oh, I'm sorry. My trousers are loose.

Note 'Loose' is an adjective that means 'not tight'. 'Lose' is a verb that means 'fail' or 'misplace'.

Learn to write

Step 1

The characters

- The event
- Use the simple past tense

You are Jack. Today you and your friend found a purse on the street on your way to the cinema. Based on the pictures below, write a diary entry about what you did.

The text type



What happened next?

Step 2

Look at the pictures carefully. Can you figure out what they are about? Fill in the blanks.



Elaboration



Sensitivity

Look at picture a

We were on the _____.
We found a _____.

Look at picture b

We waited for the _____ on the street.
The film was about to start.
We waited _____.

Look at picture c

We went to the _____ nearby.
The policemen praised us.
We felt _____.

Learn to write creatively



Creative writing can be about your personal experience or your imagination. Build your own world in your writing and turn your imagination into amusing words!

Refine your writing



Use more **descriptive words** like adjectives and adverbs to make the writing more interesting.

e.g. The mouse ran away from the neighbour's cat.

→ The **small** and **frightened** mouse ran **quickly** away from the neighbour's cat.



Use **different connective words** and **sentence patterns** to link ideas together. Don't repeat the same sentence structure over and over again.

e.g. Wanda is beautiful. She is very helpful. She is kind too.

→ Wanda is **not only** beautiful, **but also** very helpful **and** kind.

To enrich your content, let's ...

- brainstorm ideas before you write
- plan your writing in a mind map



You came home from school and found a celebrity at your home.
To your surprise, he/she is your ...

A celebrity is a very famous person. He or she could be a film star, a well-known CEO of a big company or an interesting person you could see on TV or in newspapers.



Talk about things you would do if you met a celebrity

- Tell them how much you admire them
- Ask for a selfie or an autograph
- Ask them interesting questions
- Sing or dance with them

Brainstorm things related to the topic!
You can choose something to write about here!

家長天書

Creative Keys to Writing

寫出創造力

Vol. 6



- ✧ 提供每課寫作範文
- ✧ 精選文章欣賞及分析範例
- ✧ 特設五大創意認知力鍛鍊
- ✧ 列舉英文寫作常犯錯誤
- ✧ 附有腦圖講解



目錄 Vol. 6

Sample

如何培養有創意的孩子	1
創意五力	2
敏覺力 Sensitivity	2
流暢力 Fluency	3
變通力 Flexibility	4
獨創力 Originality	5
精密力 Elaboration	6
腦圖教學	7
文章欣賞及分析範例	8
參考答案	10
英文寫作常犯錯誤	18

《家長天書》的使命



眾課堂 PopLearn 的補充練習設計，以編排簡潔清晰、題量充足見稱，旨在讓學生能在家中有效自學、強化能力，從而提升在學校的學習表現。此外，如果家長能作適當的指導，學生在家自學的成效會更為顯著，成績有所提升。

因此我們特設《家長天書》，希望「天書」能做到下列任務：

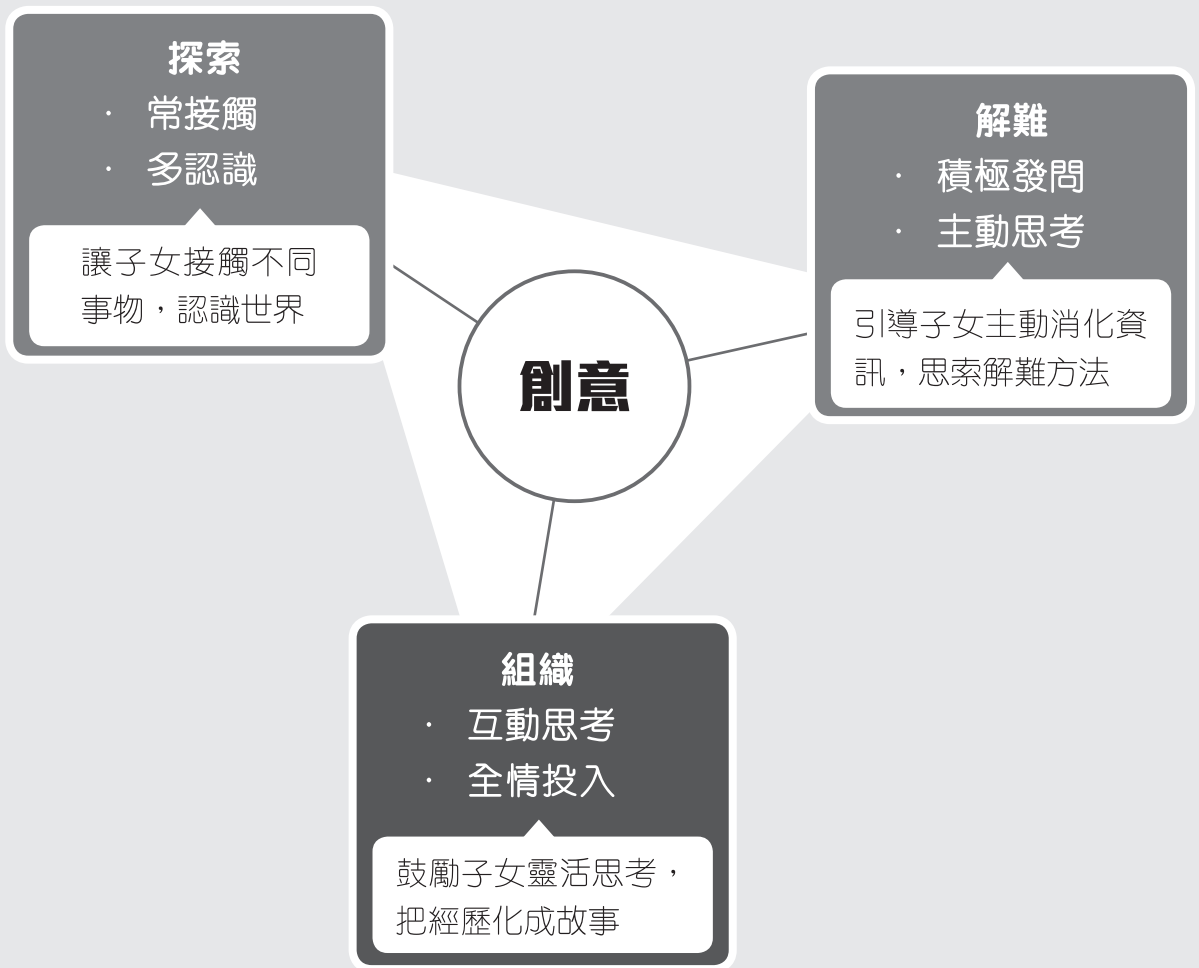
- 1 為家長提供相關的指導資料、方法，以及學習要點等。
- 2 答案附詳解，以便家長指導學生時能更得心應手，方便實用。
- 3 家長輕鬆指導，學生有效學習，能力及成績同步快速提升！



如何培養有創意的孩子



社會瞬息萬變，創意不可或缺。父母要時刻反思傳統學習模式的不足，助子女保持好奇心、發揮想像力。



父母以身作則、與時並進，並且鼓勵子女對世事觀察入微、舉一反三，定能幫助子女發揮創意，寫作時意念泉湧、行雲流水。