



Thinking skills for creativity

4



1	School events	Notice	6
2	Clean up your home	Description	10
3	We are different	Narrative	14
Land of Creativity — Sensitivity			18



4	What do they do?	Description	22
5	Having fun	Personal recount	26
6	Holidays	Postcard	30
Land of Creativity — Fluency			34



7	Thank you	Thank you card	38
8	Planning my day	Schedule	42
9	Who's calling?	Message form	46
Land of Creativity — Flexibility			50



10 Guessing gifts ✦ Riddle ✦ 54

11 What's in your room? ✦ Narrative ✦ 58

12 Wear my style ✦ Personal recount ✦ 62

Land of Creativity — Originality 66



13 Dos and don'ts ✦ Rules ✦ 70

14 My pets ✦ Narrative ✦ 74

15 Weather ✦ Personal letter ✦ 78

Land of Creativity — Elaboration 82

From think
to ink

Process I Good to Read 86

Process II Common Mistakes 88

Process III Step-by-step Writing 90

Process IV Creative Writing 96



Sensitivity

School events



Date _____

Sample



Writing groundwork

Mr Tam puts up a notice about a picnic for Primary 2 students.



Picnic at Sai Kung Country Park

Date: Saturday, 24th October


Time: 8:30 a.m. — 3:30 p.m.

Assembly time and place: 8:00 a.m. at the school entrance

Mode of transport: By coach

Items to bring: Food and drink

Clothing: School uniform



Language focus

We put the preposition 'by' before the mode of transport:


e.g. I go to Hong Kong Island by MTR / by ferry.

e.g. I go to school by minibus every day.



A Look at the pictures and fill in the blanks with the given words.

art barbecue coach contest
entrance ferry museum notebook




have a _____




travel by _____



go by _____



the school _____




the science _____



the _____ room



a singing _____



a _____



Complete the notices with the help of the pictures and the given words.

clothes
hall

Drawing
shoes

ground
Singing

Putonghua ① _____ Contest

- Friday 16th May in the school
② _____ from 2:00 p.m. to 4:30 p.m.
- Please arrive on time.



The School Sports Day

- Date: 23rd November
- Location: Sports ③ _____
- Assembly time: 8:30 a.m.
- Clothing: Sports ④ _____ and running ⑤ _____

Art is Fun!

- Welcome to the ⑥ _____ Club.
- Every Saturday morning
- In the art room (on the third floor)



Developing sensitivity

Pay close attention to the details of different environments, i.e. what other students do, where the activities take place, what other students wear, etc.



Writing goal



Miss Lee is talking to her class about the trip to the Hong Kong Science Museum. Complete the notice for her.

When will we go there? **From 10 a.m. to 5 p.m. on 17th April (Tuesday).**

Where and when will we meet? **At the school entrance at 8:30 a.m.**

How will we go there? **By school bus.**

What to wear? **School uniform as usual.**



Remember to bring a notebook with you that day.

A Visit to the Hong Kong Science Museum

- Date: **e.g.** _____ 17th April (Tuesday)
- Time: ① _____
- Mode of transport: ② _____
- Assembly place: ③ _____
- Assembly time: ④ _____
- Clothing: ⑤ _____
- Item(s) to bring: ⑥ _____



Developing sensitivity

Listen carefully to how other people talk about an event. Focus on important information such as time, date, location and mode of transport.



Your friend Sandy calls you and invites you to a birthday party. Write down the details on a piece of paper.



CHECKPOINT

1

Practise often how to get important information from a long text, e.g. a dialogue or a passage. 😊

Hey, Tommy. John's birthday party is on 1st November. Do you want to come?



Yes! What time?

From 1:00 p.m. to 6:00 p.m.



OK. Where is the party?

At John's home. The address is Room 04, 22/F, Golden Building, Tsim Sha Tsui. Remember to bring a gift.

OK, no problem. See you then. Bye.

John's Birthday Party

Date: ① _____

Location: ② _____

Time: From ③ _____ to ④ _____

Item to bring: ⑤ _____

Here is an example of good creative writing that shows much creativity and excellence in language.

How is this car special?

How is it different from other cars on the street?

Topic Your family has a new car. It is very special. It is different from other cars on the street. It has many new functions. **Write a creative story about this new car and give your story a title.**

Write about the senses: what you see, hear, smell, feel ...

What are the new functions?

Creative Skill



Fluency

The writer lists the functions of the car easily. It shows that the writer has many ideas about the new car's functions.



Elaboration

The writer describes the new functions of the car using similes (e.g. fly high like a bird, swim like a fish). It helps us understand better how those functions work.



Originality

The ending of the story is fun and unique. Before the story ends, we may easily think that it is about a toy car. This unexpected ending leaves a deep impression to the readers.



Read the sentences. Look at the underlined mistakes and write the correct answer in the blanks.

Grammar	1. Please <u>calling</u> me at 4104 2356. ★ After 'please', we use the base form of the verb.	<input type="text"/>
	2. A doctor <u>cure</u> sick people. ★ 'A doctor' is a third person singular subject. The verb must agree with the subject.	<input type="text"/>
	3. It is cold. Anna is wearing a <u>scarfs</u> . ★ After 'a', we use a singular noun.	<input type="text"/>
	4. My dog likes running with <u>it's</u> friends. ★ 'It's' is the short form for 'it is'.	<input type="text"/>
Vocabulary	5. My brother loves playing <u>foot ball</u> . ★ Be careful with the space in words.	<input type="text"/>
	6. <u>Than</u> I go to sleep at 10 p.m. ★ We use 'than' to compare things.	<input type="text"/>



Read and learn from the joke about making mistakes.

Peter calls Tom.

Peter: Hello, Tom.

Tom: Hi, Peter. It's late at night. What's the matter?

Peter: I don't know how to doing the maths homework. I need you to teaching me.

Tom: Wait. You should say 'how to do' and 'teach me'.

Peter: OK. Can you help me then?

Tom: No, I've already helped you with your English. Now I need to sleep.

Note We use the base form of the verb after 'how to' and 'need to'.

Step-by-step Writing

Process III

From
to in

Sample

Learn to write

Step 1

Topic

You are writing an article in class. The topic is 'My Best Friend'.

The text type



Step 2

Read the questions and the sample writing on p.91 carefully. Can you answer them one by one? Fill in the blanks.



Elaboration

Answer question 3

I like her because ③ _____.



Fluency

Answer question 4

She ④ _____.



Sensitivity

Answer question 2

She looks ② _____.

Answer question 5

We ⑤ _____ together.

Learn to write creatively



You can train your **creative writing** skill by combining what you read and your own experience.

Refine your writing



describe what something **looks like**

e.g. The clouds are soft and round.

The clouds look **like marshmallows**.

e.g. She is a sweet girl.

She is sweet **like an angel**.



Talk about **emotions** to help readers better understand the characters

e.g. Johnny dances around.

Johnny **is very excited** and dances around.

To enrich your content,

- imagine yourself in the situation
- give more details



You have **a picnic with your family**. Write about it.

Imagine the following things about **a picnic** :



Talk about things/people you see during the picnic

Places: grassland, forest, sky

People: brothers and sisters, Mum and Dad

Others: fly a kite, play hide-and-seek, delicious food

Write down more items here. You can add details to them later.

家長天書

Creative Keys to Writing

寫出創造力

Vol. 2



- ✧ 提供每課寫作範文
- ✧ 精選文章欣賞及分析範例
- ✧ 特設五大創意認知力鍛鍊
- ✧ 列舉英文寫作常犯錯誤
- ✧ 附有腦圖講解



目錄 Vol. 2

Sample

如何培養有創意的孩子	1
創意五力	2
敏覺力 Sensitivity	2
流暢力 Fluency	3
變通力 Flexibility	4
獨創力 Originality	5
精密力 Elaboration	6
腦圖教學	7
文章欣賞及分析範例	8
參考答案	10
英文寫作常犯錯誤	18

《家長天書》的使命



眾課堂 PopLearn 的補充練習設計，以編排簡潔清晰、題量充足見稱，旨在讓學生能在家中有效自學、強化能力，從而提升在學校的學習表現。此外，如果家長能作適當的指導，學生在家自學的成效會更為顯著，成績有所提升。

因此我們特設《家長天書》，希望「天書」能做到下列任務：

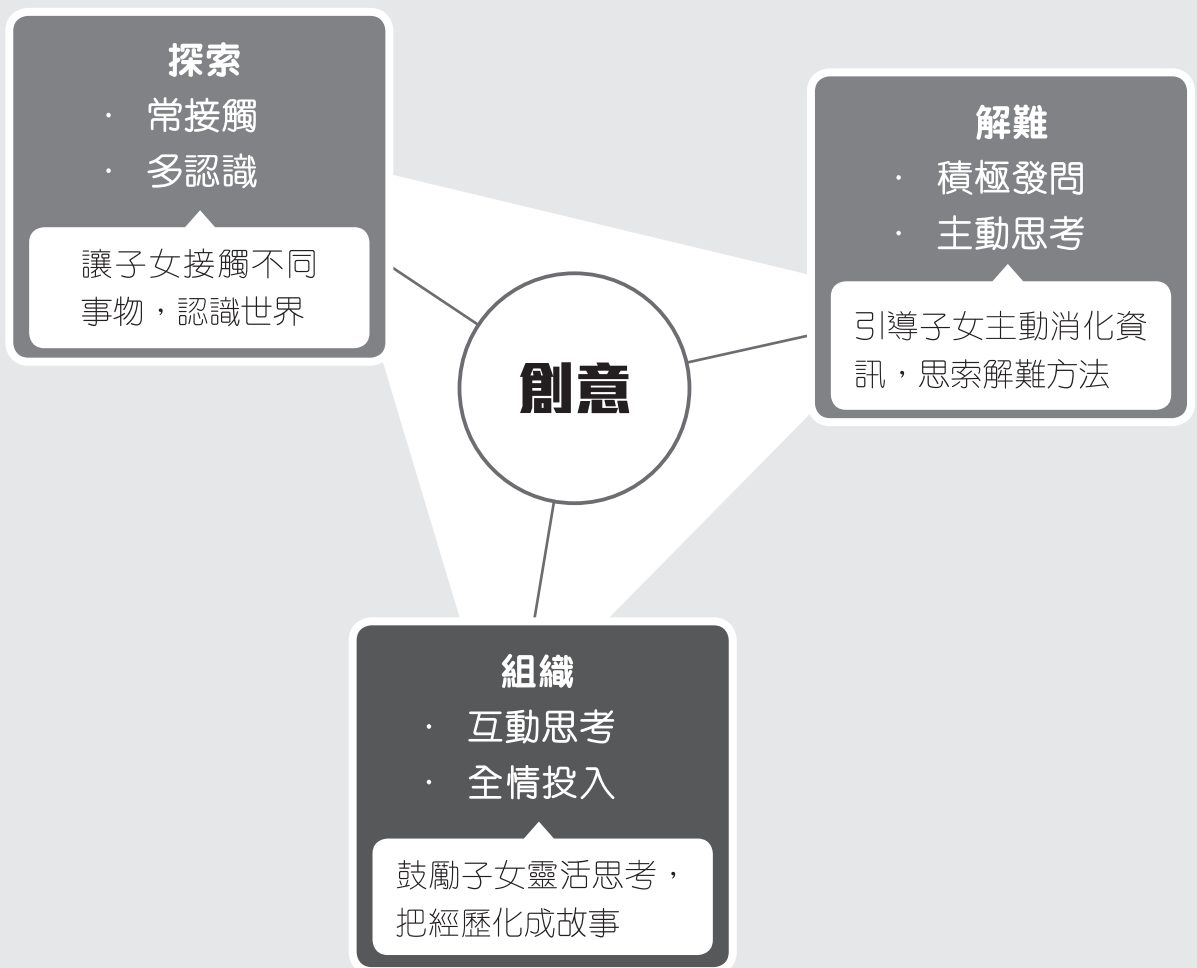
- 1 為家長提供相關的指導資料、方法，以及學習要點等。
- 2 答案附詳解，以便家長指導學生時能更得心應手，方便實用。
- 3 家長輕鬆指導，學生有效學習，能力及成績同步快速提升！



如何培養有創意的孩子



社會瞬息萬變，創意不可或缺。父母要時刻反思傳統學習模式的不足，助子女保持好奇心、發揮想像力。



父母以身作則、與時並進，並且鼓勵子女對世事觀察入微、舉一反三，定能幫助子女發揮創意，寫作時意念泉湧、行雲流水。