



Thinking skills for creativity

4



1	Touring for fun	✦ Email ✦	6
2	Our leisure time	✦ Personal recount ✦	10
3	Beauty contests	✦ Narrative ✦	14
Land of Creativity — Sensitivity			18



4	My plans	✦ Diary ✦	22
5	Life in the past	✦ Report ✦	26
6	Favourite hobbies	✦ Narrative ✦	30
Land of Creativity — Fluency			34



7	Giving directions	✦ Instruction ✦	38
8	Growing up	✦ Narrative ✦	42
9	Let's go green	✦ Presentation ✦	46
Land of Creativity — Flexibility			50



10 New Year resolutions ✦ List ✦ 54

11 Computer Doll ✦ Note ✦ 58

12 Little story writers ✦ Story ✦ 62

Land of Creativity — Originality 66



13 Keeping the rules ✦ Rules ✦ 70

14 Dining out ✦ Narrative ✦ 74

15 Staying healthy ✦ Report ✦ 78

Land of Creativity — Elaboration 82

From think
to ink

Process I Good to Read 86

Process II Common Mistakes 88

Process III Step-by-step Writing 90

Process IV Creative Writing 96



Touring for fun



Date _____

Sample



Writing groundwork

Tony wrote an email to Mandy about his visit to Singapore.

From	:	tonylee@happyschool.com	
To	:	mandy_cookie@happyschool.com	← 1
Date	:	4/9/20XX (Sat) 19:05	
Subject	:	My trip to Singapore	← 2

Dear Mandy, ← 3

How are your holidays? My holidays are awesome.

I came to visit my aunt and uncle in Singapore on Thursday.

Yesterday, we went to Jurong Bird Park. There were a great number of birds. We watched some interesting bird shows. We also watched the man-made waterfall there. It was amazing!

This morning, we took a river cruise along the banks of the Singapore River. We had a view of the beautiful temples and museums. I enjoyed the tour very much.

Take care! Please tell your parents that I said 'hello'.

Best wishes,

Tony ← 5

4



Language focus

When we write an email, we don't need to write the address. However, we need to write the following things:

- 1 Email address
- 2 Subject
- 3 Name of the recipient
- 4 Body
- 5 Name of the sender



A Match the advertisements with the places. Write the letters in the boxes.

1. Don't miss the shopping paradise!
2. Visit the world's tallest seated, outdoor bronze Buddha!
3. Have fun with the lovely dolphins!
4. Nowhere can you have such an amazing view of the coastline!
5. Isn't it great to try seafood at a floating restaurant?
6. Come and play with the cartoon characters!



Developing sensitivity

Be sensitive to your surroundings. Go out and discover more about the place you live in. That way, you will have more things to write about! It's good practice!

B Other than the ones in part A, can you name two more tourist spots in Hong Kong?

1. _____

2. _____



C Read Tony's email again and answer the questions.

1. What is the subject of the email?

2. What is Mandy's email address?

3. What did Tony do in Jurong Bird Park?

4. Did he travel along the banks of the Singapore River?

5. What did Tony think of the man-made waterfall?



D Complete Mandy's email to Tony.

To :	tonylee@happyschool.com
Subject :	Re: My trip to Singapore
Date :	6/9/20XX (Mon) 20:19
From :	mandy_cookie@happyschool.com

Dear ① _____,

I am glad that you had a great time in Singapore. My family and I had a nice holiday too. I have lots of interesting things to share with you when you come back.

Take care!

② _____,

③ _____



Writing goal

Sample



Developing sensitivity

Before you move on to the next task, try to imagine that you are a tourist. Where would you want to visit in Hong Kong? Try to think from the tourist's point of view.



Jack lives in Sweden. He visited you in Hong Kong this week. Here is a table about where you two visited. Complete the table for him.

Monday	go hiking on ① _____
Tuesday	try seafood in Aberdeen
Wednesday	② _____ in Stanley Market
Thursday	③ _____
Friday	④ _____

Look at the table above and help Jack write an email to his parents. His parents' email address is lam_family@coolmail.com.

To	:	⑤ _____
Subject	:	My tour in Hong Kong
Date	:	19/9/20XX (Sat) 20:19
From	:	jackhaha@coolmail.com

⑥ _____,

How are you? I had a good time with my friend in Hong Kong.

We went hiking on ⑦ _____. ⑧ _____

See you soon.

With love,

⑨ _____





Hello! I am Flora the creative fairy.

Susan is planning a family trip for Auntie Jenna. Let's look at what they say and help Susan write down the places they would like to visit.



CHECKPOINT

1

Susan: Where do you want to visit, Auntie Jenna?

Auntie Jenna: I like shopping. I need to buy some new clothes.

Susan: Do you want to go shopping too, Grandma?

Grandma: I want to see a beautiful view!

Grandpa: Oh, I know. Let's go hiking on a hill.

Grandma: You just hurt your leg last week!
Let's choose somewhere else.

Susan: How about you two?

Joey (9 years old): I want to have lots of fun.

Tommy (5 years old): Me too! But I am
scared of animals.

~Susan's note~

1. Stanley Market
2. Disneyland
3. Hong Kong Science Museum
4. Ocean Park
5. Victoria Park
6. Victoria Harbour

Places to visit:

1. For Auntie Jenna:

2. For Joey and Tommy:

3. For Grandpa and Grandma:



Sensitivity helps you understand the needs of others and it is the key to solving problems. When you help Susan plan the family trip, try to understand the needs of others! 😊

Here is a good example of creative writing that shows much creativity and excellence in language.

What does he/she look like? What does he/she do?

Do students like him/her? Why?

Topic

A new teacher came to your school. He is going to be your class teacher for this year. He is like no other teacher. **Write a creative story about this teacher and give your story a title.**

Write about the senses: what you see, hear, smell, feel ...

What makes this teacher different from other teachers?

Creative Skill



Sensitivity

The story described the fear of the students as well as the change in the attitude of the teacher.

The beginning: the students were naughty so Mr Chewchulu threatened to eat them.

In the end: the students improved. Mr Chewchulu even 'smiled warmly' and said he loved the class.



Elaboration

Details on the appearance of the alien teacher and the differences of the students' behaviour before and after they met Mr Chewchulu are shown.



Originality

Making the new teacher a terrifying alien is a fun and unique idea. Instead of turning the classroom into a space war, the story gives a rather humorous twist by turning naughty children into top students.



Read the sentences. Look at the underlined mistakes and write the correct answer in the blanks.

Grammar	1. Cherry loves animals. She <u>have</u> two cats and a parrot.	<input type="text"/>
	★ The subject and verb of a sentence need to agree with one another in number (singular or plural).	<input type="text"/>
	2. A few days ago, there <u>is</u> a typhoon. A tree fell down.	<input type="text"/>
	★ 'A few days ago' indicates the past, so the sentence needs to be written in past tense.	<input type="text"/>
	3. There <u>have</u> many things to do on the beach. Let's go!	<input type="text"/>
	★ 'Have' can only be used after 'there' when it is the present perfect tense.	<input type="text"/>
Vocabulary	4. 'Iron Boy' is an <u>excited</u> film.	<input type="text"/>
	★ 'Excited' is used to the emotion you feel, not the emotion brought by something.	<input type="text"/>
	5. Tommy is <u>more short</u> than Bruce.	<input type="text"/>
	★ Find the correct comparative form of an adjective by looking at how many syllables it has.	<input type="text"/>
	6. I look forward to <u>meet</u> you.	<input type="text"/>
	★ Use the correct form of the word.	<input type="text"/>
	7. The children did not do <u>there</u> homework.	<input type="text"/>
	★ Mind the spelling of possessive pronouns.	<input type="text"/>
	8. The evil witch gave Snow White an apple <u>because</u> Snow White did not eat it.	<input type="text"/>
	★ 'Because' is used to express the reason. Find a connective word that expresses the contrast.	<input type="text"/>



Read and learn from the joke about making mistakes.

Jason: I feel so boring. Let's play a game.

Zoe: Your sentence is wrong. You feel 'bored', not 'boring'!

Jason: Sorry! I feel so bored. Will you play with me?

Zoe: No, I won't.

Jason: Why?

Zoe: Because your games are boring!

Note

We use 'bored' to talk about our feelings. We use 'boring' to describe something.

Step-by-step Writing

From _____ to _____
Sample

Learn to write



Step 1

The character

- The event
- Use the simple past tense

Today was a holiday. You and your sister went to the cinema to see a film. Based on the pictures below, write a diary entry about what happened.

The text type



Step 2

Look at the pictures carefully. Can you figure out what they are about? Fill in the blanks.

Elaboration

Sensitivity

Look at picture a

I was 1 _____

_____ I chose

a 2 _____ film.

Look at picture b

The popcorn was

3 _____.

My sister was

sitting 4 _____.

Look at picture c

A 5 _____ was on

the screen. My sister

was 6 _____.

I felt 7 _____.

People were 8 _____.

Learn to write creatively



Creative writing can be about your personal experience or your imagination. Build your own world in your writing and turn your imagination into amusing words!

Refine your writing



Use more **descriptive words**, like adjectives and adverbs to make the writing more interesting.

e.g. I bought a lot of things.

I bought **a blue pencil case** and **a giant robot toy**.



Include **dialogues** to make characters come alive.

e.g. Liz was angry with her brother who lied many times.

'Just leave me alone! You did it again. You're nothing but a liar,' cried Liz to her brother.

To enrich your content, lets...

- brainstorm ideas before you write
- plan your writing in a mind map



You had **a nightmare last night**. What was it about?

A nightmare is a **bad dream**. It **scares** you.



Talk about the things you are afraid of

Creatures: ghost, aliens, vampires

Animal and insects: spiders, fierce dogs, worms

Others: blood, shadows, darkness, being alone

Brainstorm about things related to the topic!

You can choose something to write about here!

家長天書

Creative Keys to Writing

寫出創造力

Vol. 4



- ✦ 提供每課寫作範文
- ✦ 精選文章欣賞及分析範例
- ✦ 特設五大創意認知力鍛鍊
- ✦ 列舉英文寫作常犯錯誤
- ✦ 附有腦圖講解



目錄 Vol. 4

Sample

如何培養有創意的孩子	1
五大創意認知力	2
敏覺力 Sensitivity	2
流暢力 Fluency	3
變通力 Flexibility	4
獨創力 Originality	5
精密力 Elaboration	6
腦圖教學	7
文章欣賞及分析範例	8
參考答案	10
英文寫作常犯錯誤	18

《家長天書》的使命



眾課堂 PopLearn 的補充練習設計，以編排簡潔清晰、題量充足見稱，旨在讓學生能在家中有效自學、強化能力，從而提升在學校的學習表現。此外，如果家長能作適當的指導，學生在家自學的成效會更為顯著，成績有所提升。

因此我們特設《家長天書》，希望「天書」能做到下列任務：

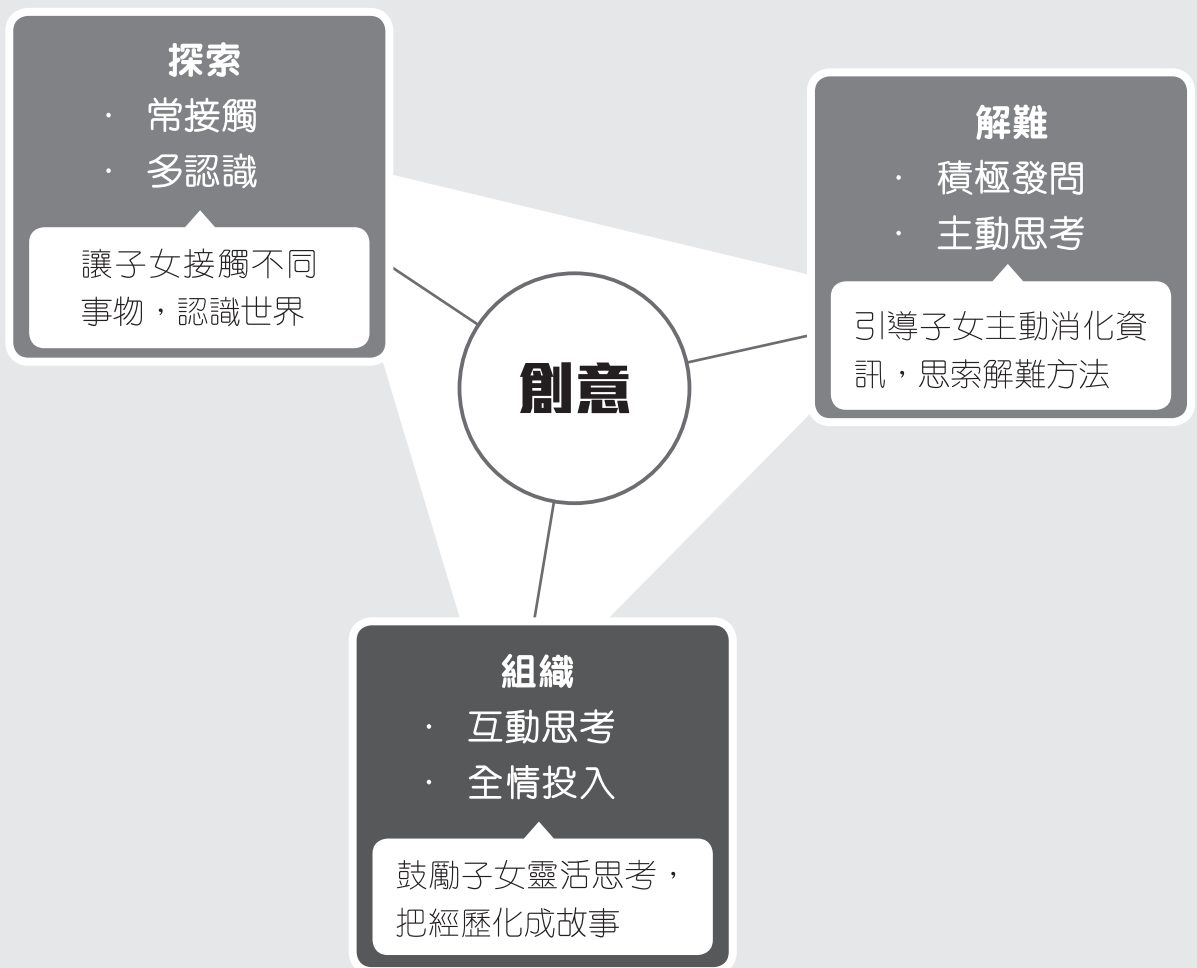
- 1 為家長提供相關的指導資料、方法，以及學習要點等。
- 2 答案附詳解，以便家長指導學生時能更得心應手，方便實用。
- 3 家長輕鬆指導，學生有效學習，能力及成績同步快速提升！



如何培養有創意的孩子



社會瞬息萬變，創意不可或缺。父母要時刻反思傳統學習模式的不足，助子女保持好奇心、發揮想像力。



父母以身作則、與時並進，並且鼓勵子女對世事觀察入微、舉一反三，定能幫助子女發揮創意，寫作時意念泉湧、行雲流水。